







## Product Sheet

**Part Number:** CTF 64 L



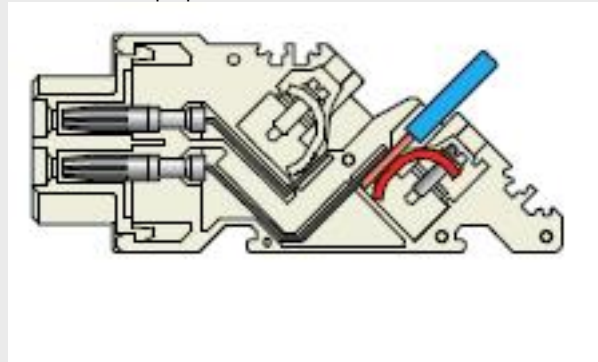
|                           |   |
|---------------------------|---|
| <b>Family</b>             | CLASS insert series   |
| <b>Version</b>            | with terminal block, screw terminal connection  |
| <b>Series</b>             | CT  |
| <b>Product type</b>       | with female contacts  |
| <b>Type</b>               | left side mounting  |
| <b>Model</b>              | female insert   |
| <b>Reference standard</b> | EN 61984 (2001-11)  |
| <b>Contact type</b>       | silver plated   |
| <b>No. of poles</b>       | 64 poles +   |
| <b>Voltage (V)</b>        | 250V  |
| <b>Current (A)</b>        | 10A (A.C./D.C.)   |
| <b>Wire section</b>       | 0,75mm <sup>2</sup> - 2,5mm <sup>2</sup>  |
| <b>Awg size</b>           | 18 - 14   |
| <b>Quality mark</b>       |     |

The information and the dimensions contained are not binding and may be changed without prior notice.  
The drawing's dimensions are in mm.

|                                  |   |
|----------------------------------|---|
| <b>IP degree of protection</b>   | degree of protection IP20 without enclosure, IP65, IP66, IP67 (EN 60529) and IP69K (DIN 40050 - 9) with enclosure |
| <b>Fixing centre distance</b>    | size "104.27" only bulkhead mounted housing   |
| <b>Impulse withstand voltage</b> | 4kV   |
| <b>Pollution degree</b>          | 3   |

**Notes**

CT ... : for non-prepared conductors



The information and the dimensions contained are not binding and may be changed without prior notice.  
The drawing's dimensions are in mm.